





MAXXflo

Product name		MAXXflo CWH 30/200	MAXXflo CWH 30/300	MAXXflo CWH 60/200	MAXXflo CWH 60/300
Declared load profile		XXL	XXL	XXL	XXL
Water heating energy efficiency class		A 	A 	A 	A 
Water heating energy efficiency	%	86	85	85	85
Annual energy consumption	kWh ⁽¹⁾ GJ ⁽²⁾	63 25	70 25	63 25	70 25
Other load profiles for which the water heater is suitable to use and the corresponding water heating energy efficiency and annual electricity consumption ⁽³⁾		-	-	-	-
Thermostat temperature setting	°C	60	60	60	60
Sound power level L _{WA} indoors	dB	49	49	49	49
Ability to off-peak hours functioning ⁽³⁾		-	-	-	-
Enables smart control settings ⁽⁴⁾		-	-	-	-
(1) Electricity (2) Fuel (3) If applicable. (4) If smart control settings value is "1", the water heating energy efficiency and annual electricity and fuel consumption only relate to enabled smart control settings.					

